

# EQPLB SERIES

## Lightbars



Part#	Description	EAN Code
EQPLB356R65AM	R65 Approved 356mm Minibar	9335962034079
EQPLB744R65AM	R65 Approved 744mm Lightbar	9335962034086
EQPLB964R65AM	R65 Approved 964mm Lightbar	9335962034093
EQPLB1185R65AM	R65 Approved 1185mm Lightbar	9335962034109

<b>Voltage</b>	10-30VDC
<b>Dimensions</b>	356 x 210 x 71mm / 744 x 270 x 98mm / 964 x 270 x 98mm / 1185 x 270 x 98mm
<b>Warranty</b>	3 Years
<b>Flash patterns</b>	19 selectable flash patterns, including; single, double, quad and alternate flash
<b>Max power</b>	36W / 72W / 90W / 108W
<b>Ingress protection</b>	IP65
<b>Mounting</b>	Permanent 4-Point Mounting Feet
<b>Current Draw (13.8V / 28V)</b>	<b>EQPLB356R65AM:</b> 2.75A / 1.375A <b>EQPLB964R65AM:</b> 6A / 3A <b>EQPLB744R65AM:</b> 7.5A / 3.75A <b>EQPLB1185R65AM:</b> 9A / 4.5A

<b>ECE approval</b>	<b>EQPLB356</b> R65-E9-00.6181 R10-E9-05.16206	<b>EQPLB744/964/1185</b> R65-E9-00.6167 R10-E9-05.16201
---------------------	--	---

<b>Wiring colour codes</b>	RED: Power [+]	BLACK: Earth [-]	YELLOW: Pattern Select [+]
----------------------------	----------------	------------------	----------------------------

<b>Flash pattern selection</b>	To select next flash pattern momentarily apply YELLOW to RED wire.
--------------------------------	--

<b>Mounting instructions</b>	<p><b>⚠ Installation to be undertaken by a competent professional</b>  <i>Ensure mounting surface is flat, clean and dry prior to installation.            Fix using brackets and bolts provided.</i></p> <p>Route wires from the vehicle positive feed to the switch panel in the cab.</p> <p>Use suitable high-temperature vehicle wire if it passes through the engine compartment.</p> <p>Install a suitable in-line fuse as close to the power feed as possible.</p> <p>Ensure lightbar black wire is connected to ground source on vehicle.</p> <p>Use cable ties and grommets to secure and protect all cables and wires.</p>
------------------------------	--

EQPLB356R65AM



EQPLB744R65AM



EQPLB964R65AM



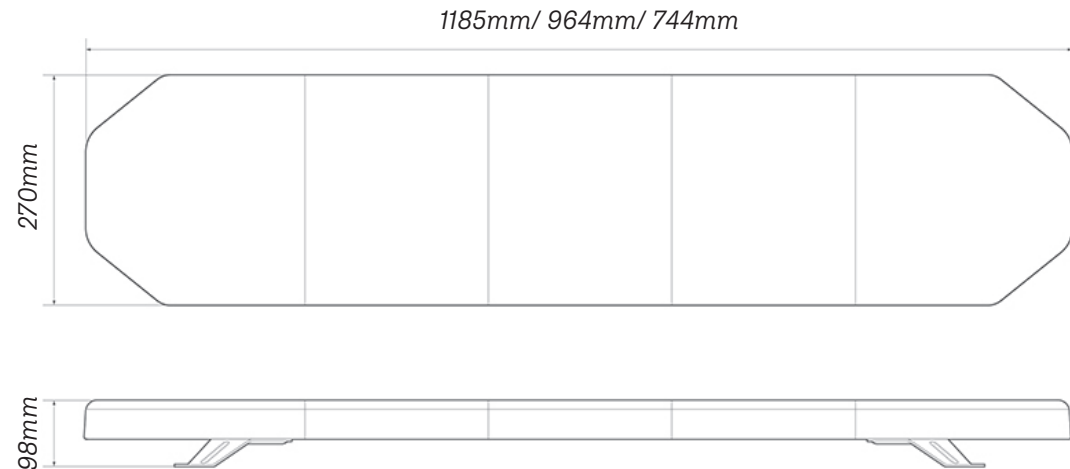
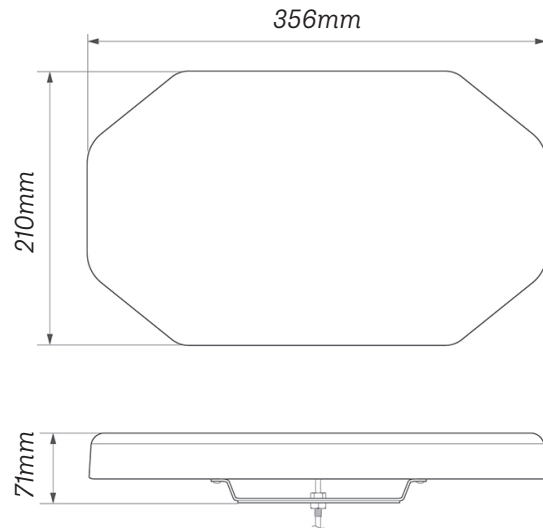
EQPLB1185R65AM



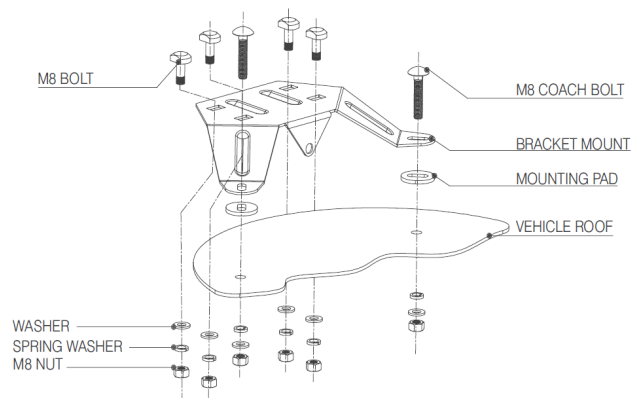
<b>Flashing patterns</b>	1. Single Flash (R65) 2. Slow Single Flash 3. Double Flash 4. Quad Flash (R65) 5. Strobe Flash	6. Slow Alternating Flash 7. Alternate Single Flash 8. Alternate Flash 9. Alternate Double Flash 10. Slow Alternating Double Flash	11. Fast Alternating Double Flash 12. Alternate Quad Flash 13. Left to Right Running 14. Right to Left Running 15. Running from Middle to Sides	16. Running from Sides to Middle 17. Combi: Left to Right / Right to Left 18. Combi 3x Single / 3x Alternate Quad 19. Combi: Single / Side to Middle
--------------------------	--	--	---	---

# EQPLB SERIES

## Lightbars



### Four-Point Mounting Bracket



### Single-Bolt Mount (EQPLB356R65AM Only)

